

Firma / Company **FRIWO Gerätebau GmbH**

Gerätetyp / Type: FB3S2P18650-26
 Artikelnr. / Part-No.: 5500003
 Zeichnungsnr. / Drawing-No.: 50.0003.100-00
 Datum / Date: 30.04.2015

Sachbearbeiter Verkauf / Contact Sales: Knappheide
 Sachbearbeiter Mechanik / Contact Mech. Eng.: KSTMS
 Sachbearbeiter Elektronik / Contact Elec. Eng.: KSTDE
 Freigabe App. / Approved App. PRFFR
 Freigabe / Approved KSTAL

Wir bitten Sie, ein Exemplar mit Freigabevermerk an uns zurückzusenden. Sollten Sie dieser Spezifikation nicht unverzüglich widersprechen, gilt die Zustimmung und Fertigungsfreigabe auf Grundlage dieser Spezifikation als erteilt.

We may ask you to return one signed copy of the specification for our records as having your approval. Unless you do not enter your objection to the latest specification issue without delay, your acceptance and release for production on the basis of this specification is deemed to be given.

Kundenfreigabe / Customer Release:

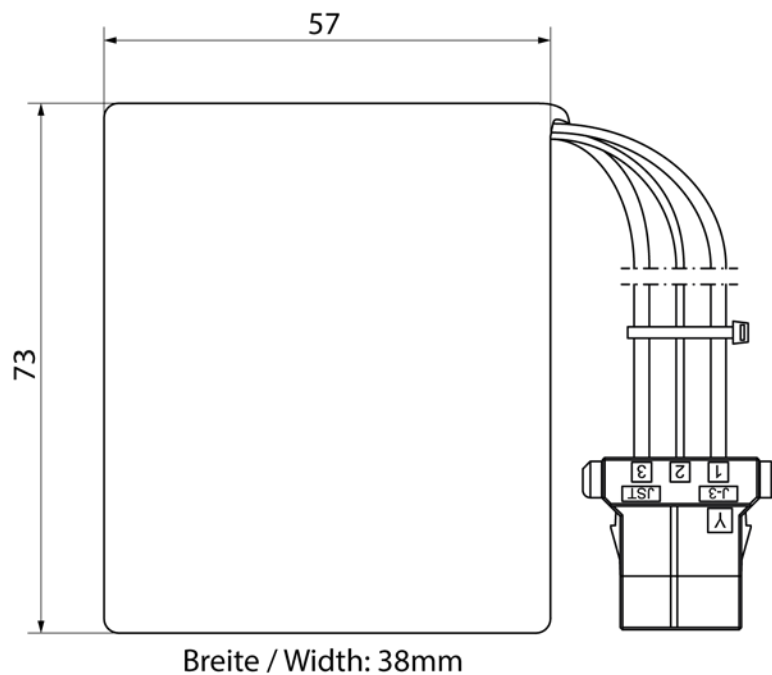
Datum / Date:

Unterschrift / Signature:

| Index / Rev. | Datum / Date | Name | Einzelheit / Detail |
|--------------|--------------|---------|---|
| ① | 2017/2/18 | Schmidt | Battery leballing updated. Label of the folding box updated. |
| ② | 2018/5/4 | Schmidt | Changed the cell type to "Samsung ICR18650-26", see point 5. Ca ... |
| ③ | 2019/9/18 | Schmidt | At pos. 2.1 & 3.1 traceability label added. |
| ④ | 2020/4/20 | Schmidt | Position 1, connector description added. Safety details updated. |
| | | | |

1 Gehäuse / Housing:

| | |
|----------------------------|-----------------------------------|
| Gehäusotyp / housing type: | Schrumpfschlauch / Shrinking tube |
| Material: | PVC |
| Farbe / Colour: | Blau / Blue |
| Stecker / Connector: | JST F31FSS-03V-KY |
| Polarität / polarity: | |
| Pin 1 | Schwarz / Black (-) |
| Pin 2 | Gelb / Yellow (NTC) |
| Pin 3 | Rot / Red (+) |

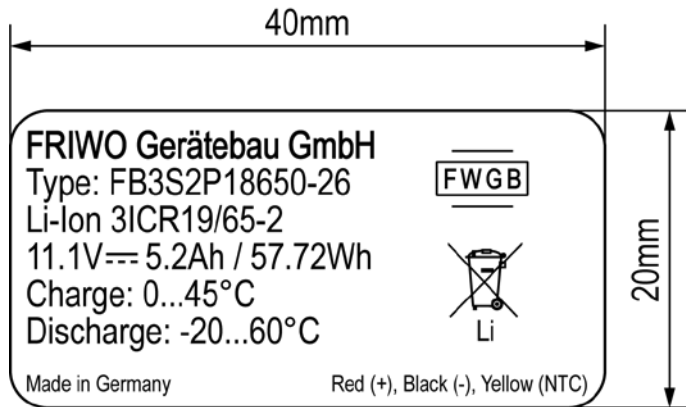


Ⓜ

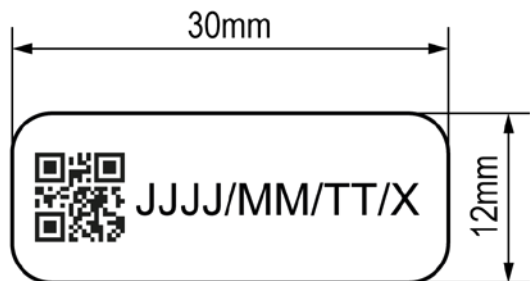
2 Gehäuseaufschriften / Housing labelling:

2.1 Bodenbeschriftung / Bottom labelling

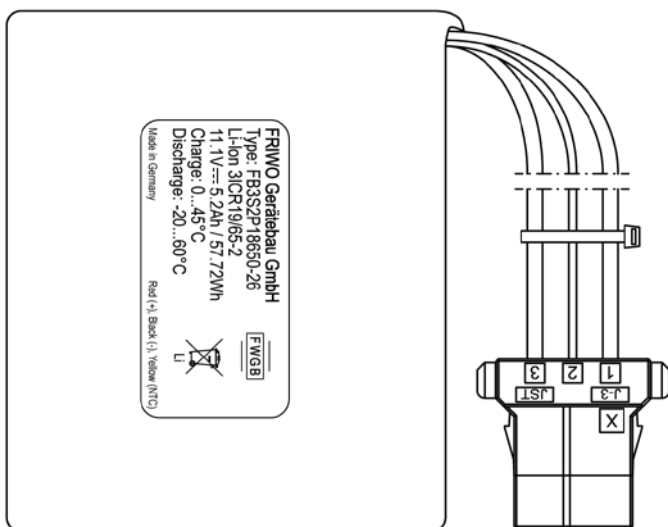
M2:1



M2:1

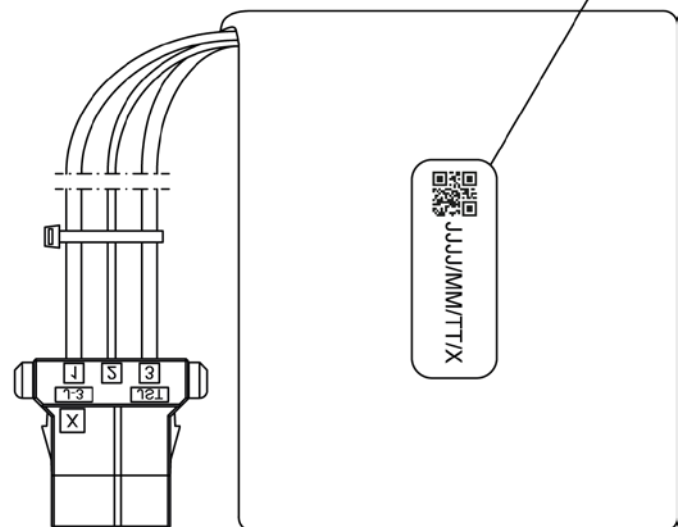


M1:1



M1:1

Label printing acc. to 15.2528.056-06

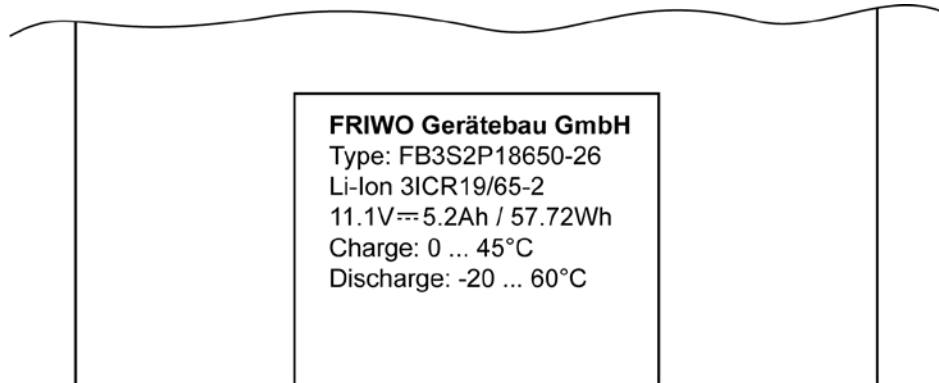


3 Verpackung / Packaging

3.1 Einzelverpackung / Individual packaging:


| | |
|--------------------------------|----------------|
| Faltschachtel / Folding box: | 15.2710.556-01 |
| Aufkleber / Label: | (50mm x 100mm) |
| Aufkleber / Label: | (30mm x 12mm) |
| Warnaufkleber / Caution label: | (40mm x 60mm) |

Top view

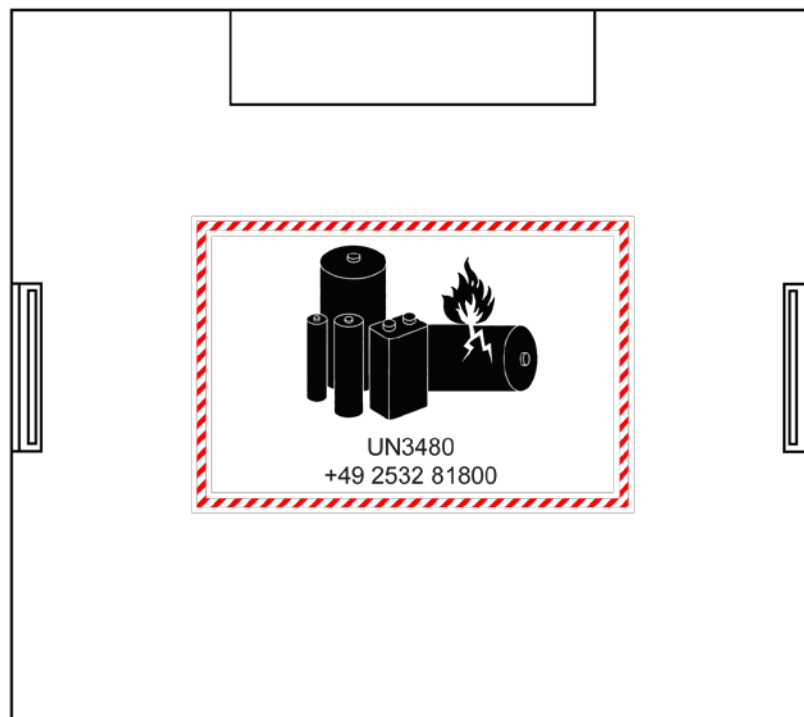


Label printing
 acc. to 15.2528.056-06

Front view




Bottom view



3.2 Sammelverpackung / bulk packaging: 5000193

3.2.1 Aussenabmessungen / Outer dimensions: 420mm x 327mm x 174mm



3.3 Anzahl der Geräte pro Umkarton / amount of units per master carton: 36

3.4 Gewicht pro Stück / weight per unit: 303 g

3.5 Lagertemperatur / storage temperature:

1 Jahr / 1 Year: -20°C - +25°C

3 Monate / 3 Month: -20°C - +45°C

1 Monat / 1 Month: -20°C - +60°C

If the cell is kept 50% of charge, the capacity recovery rate is more than 80%

3.6 Transport Klassifizierung / Transport classification

UN Class

Class 9

UN number

UN3480, Lithium Ion Battery

Energie des Batteriepacks / Energy of battery

<100Wh

3.7 The following caution label should be placed on bluk packaging and overpackage.

4 Allgemeine Prüfbedingungen / General test conditions

Wenn keine anderen Umgebungsbedingungen angegeben sind, beziehen sich die elektrischen Daten auf eine Temperatur von $25 \pm 5^\circ\text{C}$ und eine Luftfeuchtigkeit von $65 \pm 20\%$.

Unless otherwise specified, all electrical data are tested at temperature of $25 \pm 5^\circ\text{C}$ and humidity of $65 \pm 20\%$.

5 Elektrische Prüfbedingungen / electrical tests

5.1 Battery pack

| | |
|---|---|
| Zellen / cells | Samsung ICR18650-26 |
| Konfiguration / configuration | 3S2P |
| IEC62133 Bezeichnung / designation | 3ICR19/65-2 |
| Nennspannung / nominal voltage | 11.1V |
| Nennkapazität / nominal capacity | 5200mAh (0.2C, 2.75C discharge) |
| Nennenergie / nominal energy | 57.72Wh |
| Ladespannung / charging voltage | 12.6V |
| Lademodus / charging method | CC-CV (constant voltage with current limit) |
| Ladestrom / charging current | Standard charge: 2600mA Rapid charge: 5200mA |
| Maximaler kontinuierlicher Entladestrom / Maximum continuous discharge current | 10400mA |
| Maximaler Entladestrom / Max. discharge current | 10400mA |
| Entladeschlussspannung / Discharge cut of voltage | 8.25V |
| Anfänglicher Innenwiderstand / Initial internal impedance | ≤200mOhm |
| Arbeitstemperatur/ Operation temperature | Charge: 0 to 45°C Discharge: -20 to 60°C |

5.2 Temperature sensor

| | |
|---------------------------|---------------|
| Wert / Value R25°C | 10kOhm ±5% |
| B-Wert / B-Value B25/85°C | 3988K ±1% |
| Position / Position | between cells |

5.3 Protection circuit

| | |
|---|---------------------|
| Überladeschutz Abschaltspannung / Overcharge protection voltage | 4.25 ±0.025V (cell) |
| Überladeschutz Freigabespannung / Overcharge recovery voltage | 4.1 ±0.05V (cell) |
| Überladeschutz Verzugszeit / over charge protection delay time | 0.5-2s |
| Tiefentladeschutz Spannung / over discharge protection voltage | 3 ±0.08V (cell) |
| Tiefentladeschutz Freigabespannung / Over discharge recovery voltage | 3.1 ±0.1V (cell) |
| Tiefentladeschutz Verzugszeit / over discharge protection delay time | 50-200ms |
| Überstromerkennung / Over current protection current | 30 ±5A |
| Kurzschlusserkennungszeit / short protection delay time | 200µs-500µs |
| Stromaufnahme statisch / static self-consumption current | ≤20µA |
| PCB Widerstand / internal resistance | ≤20mOhm |

6 Sicherheitsanleitung / Safety details:

6.1 Aufbau nach folgenden Normen / Construction according

| Standard | Version | Description |
|-------------------|------------|--|
| ROHS directive | 2002/95/EC | Remove of Hazardous Substances |
| WEEE directive | 2002/96/EC | Waste Electrical and Electronic Equipment |
| Battery directive | 2006/66/EC | Directive on batteries and accumulators and waste batteries and accumators and repealing Directive 91/157/EEC |
| EN62133-2 1st Ed. | 2017-11 | Secondary cells and batteries containing alkaline or other non-acid electrolytes – Safety requirements for portable sealed secondary cells, and for batteries made from them, for use in portable applications |
| UL2054 | 2004 | Household and commercial batteries |

6.2 Zulassungen / Approvals

| Standard | Test report | Description |
|---------------------------------|--|--|
| UL 1642 (Cells) | UL BBCV2. MH21015 | Standard for Lithium Batteries |
| UN38.3 (Pack) | TÜV Süd Battery Testing GmbH BE99307004233 | Safety of primary and secondary lithium cells and batteries during transport |
| IEC62133-2 1st Ed.: 2017 (Pack) | SIQ T211-0317/16 | Secondary cells and batteries containing alkaline or other non-acid electrolytes – Safety requirements for portable sealed secondary cells, and for batteries made from them, for use in portable applications |

6.3 Warnungen / Precautions

(Source: IEC62133 Edition 2.0 2012-12)

Recommendations to equipment manufacturer

a) Do not dismantle, open or shred cells. Batteries should be dismantled only by trained personnel.

Multi-cell

battery cases should be designed so that they can be opened only with the aid of a tool.

b) Do not short-circuit a cell or battery. Do not store cells or batteries haphazardly in a box or drawer where

they may short-circuit each other or be short-circuited by conductive materials.

c) Do not remove a cell or battery from its original packaging until required for use.

d) Do not expose cells or batteries to heat or fire. Avoid storage in direct sunlight.

e) Do not subject cells or batteries to mechanical shock.

f) In the event of a cell leaking, do not allow the liquid to come into contact with the skin or eyes. If contact has

been made, wash the affected area with copious amounts of water and seek medical advice.

g) Equipment should be designed to prohibit the incorrect insertion of cells or batteries and should have clear

polarity marks. Always observe the polarity marks on the cell, battery and equipment and ensure correct use.

h) Do not mix cells of different manufacture, capacity, size or type within a battery.

i) Seek medical advice immediately if a cell or battery has been swallowed.

j) Consult the cell/battery manufacturer on the maximum number of cells, which may be assembled in a battery

and on the safest way in which cells may be connected.

k) A dedicated charger should be provided for each equipment. Complete charging instructions should be

provided for all secondary cells and batteries offered for sale.

l) Keep cells and batteries clean and dry.

m) Wipe the cell or battery terminals with a clean dry cloth if they become dirty.

n) Secondary cells and batteries need to be charged before use. Always refer to the cell or battery manufacturer's instructions and use the correct charging procedure.

o) Do not maintain secondary cells and batteries on charge when not in use.

p) After extended periods of storage, it may be necessary to charge and discharge the cells or batteries several

times to obtain maximum performance.

q) Retain the original cell and battery literature for future reference.

r) When disposing of secondary cells or batteries, keep cells or batteries of different electrochemical systems

separate from each other.

s) Drop a device containing the battery once from a height of one meter onto a concrete floor. Test three sets

of fully charged batteries. For dropping, select the direction in which the free fall is likely to have the greatest

impact on the safety of the battery. Instead of dropping a host device, a shock equivalent to dropping may be

given to the battery for simulation.

6.4 Recommendations to the end-users

- a) Do not dismantle, open or shred secondary cells or batteries.
- b) Do not expose cells or batteries to heat or fire. Avoid storage in direct sunlight.
- c) Do not short-circuit a cell or a battery. Do not store cells or batteries haphazardly in a box or drawer where they may short-circuit each other or be short-circuited by other metal objects.
- d) Do not remove a cell or battery from its original packaging until required for use.
- e) Do not subject cells or batteries to mechanical shock.
- f) In the event of a cell leaking, do not allow the liquid to come in contact with the skin or eyes. If contact has been made, wash the affected area with copious amounts of water and seek medical advice.
- g) Do not use any charger other than that specifically provided for use with the equipment.
- h) Observe the plus (+) and minus (-) marks on the cell, battery and equipment and ensure correct use.
- i) Do not use any cell or battery which is not designed for use with the equipment.
- j) Do not mix cells of different manufacture, capacity, size or type within a device.
- k) Battery usage by children should be supervised.
- l) Seek medical advice immediately if a cell or a battery has been swallowed.
- m) Always purchase the battery recommended by the device manufacturer for the equipment.
- n) Keep cells and batteries clean and dry.
- o) Wipe the cell or battery terminals with a clean dry cloth if they become dirty.
- p) Secondary cells and batteries need to be charged before use. Always use the correct charger and refer to the manufacturer's instructions or equipment manual for proper charging instructions.
- q) Do not leave a battery on prolonged charge when not in use.
- r) After extended periods of storage, it may be necessary to charge and discharge the cells or batteries several times to obtain maximum performance.
- s) Retain the original product literature for future reference.
- t) Use only the cell or battery in the application for which it was intended.
- u) When possible, remove the battery from the equipment when not in use.
- v) Dispose of properly.

7 Entsorgung / Disposal

Wir weisen darauf hin, dass diese Batterien (Akku-Packs) im entladenen Zustand bei den Rücknahmestellen abgegeben werden sollen bzw. das Vorsorge gegen Kurzschlüsse getroffen werden muss (z.B. durch das Isolieren der Pole mit Klebestreifen)

We advise you that the battery packs have to be discharged before returning to the collection points or it must be taken care against short circuits (eg by isolating the poles with tape).